

**UNIVERSITY OF NORTHERN
BRITISH COLUMBIA**

FINANCIAL STATEMENTS

MARCH 31, 2006

UNBC

University of Northern British Columbia
Financial Statements
Table of Contents

	Page
STATEMENT OF MANAGEMENT RESPONSIBILITY	1
REPORT OF THE AUDITOR	2
AUDITED FINANCIAL STATEMENTS	
Statement of Financial Position	3
Statement of Changes in Net Assets	4
Statement of Operations	5
Statement of Cash Flows	6
Notes to the Financial Statements	7-12
SCHEDULES:	
Detailed Schedule of Operations - Audited	13
Schedule of General Operating Expenses by Function - Unaudited	14

UNIVERSITY OF NORTHERN BRITISH COLUMBIA

STATEMENT OF MANAGEMENT RESPONSIBILITY


The University of Northern British Columbia is responsible for the preparation of the financial statements. They have been prepared in accordance with Canadian generally accepted accounting principles. The financial statements present fairly the financial position of the University as at March 31, 2006 and the results of its operations and changes in its net assets and cash flows for the year then ended.

Management is required to ensure that adequate internal controls, policies and procedures exist to achieve, in a cost effective manner, its responsibilities in the following areas:


- Compliance with statutory requirements under the University Act and other provincial statutes;
- Efficient and effective use of University resources;
- Stewardship over University assets;
- Provision of accurate and reliable accounting information;
- Recognition and compliance with restrictions placed on resources by donors, funding agencies, or the Board of Governors; and
- Timely preparation of reliable financial information consistent with prior years.

The Audit Committee is responsible for reviewing the financial statements, and providing their recommendation for approval to the Board of Governors. The Audit Committee meets with management and the external auditors to discuss the results of audit examinations and financial reporting matters. The external auditor has full access to the Audit Committee, with and without the presence of management.

The financial statements for the year ended March 31, 2006, have been reported on by KPMG. The Auditor's Report outlines the scope of the examination and provides the firm's opinion on the fairness of presentation of the information in the financial statements.



Dr. Sharon Cochran
Vice-President, Administration & Finance



Colleen Smith, CA
Director, Finance & Budgets

May 17, 2006



KPMG LLP
Chartered Accountants
400 - 177 Victoria Street
Prince George BC V2L 5R8
Canada

Telephone (250) 563-7151
Telefax (250) 563-5693
www.kpmg.ca

AUDITORS' REPORT TO THE GOVERNORS OF THE UNIVERSITY OF NORTHERN BRITISH COLUMBIA

We have audited the statement of financial position of the University of Northern British Columbia as at March 31, 2006 and the statements of changes in net assets, operations, and cash flows for the year then ended. These financial statements are the responsibility of the University's management. Our responsibility is to express an opinion on these financial statements based on our audit.

We conducted our audit in accordance with Canadian generally accepted auditing standards. Those standards require that we plan and perform an audit to obtain reasonable assurance whether the financial statements are free of material misstatement. An audit includes examining, on a test basis, evidence supporting the amounts and disclosures in the financial statements. An audit also includes assessing the accounting principles used and significant estimates made by management, as well as evaluating the overall financial statement presentation.

In our opinion, these financial statements present fairly, in all material respects, the financial position of the University as at March 31, 2006 and the results of its operations and its cash flows for the year then ended in accordance with Canadian generally accepted accounting principles.

Our audit was conducted for the purpose of forming an opinion on the basic financial statements of the University taken as a whole. The supplementary information included in the schedules is presented for purposes of additional analysis and is not a required part of the basic financial statements. Such supplementary information has been subjected to the auditing procedures applied in the audit of the basic financial statements and, in our opinion, is fairly stated in all material respects in relation to the basic financial statements taken as a whole.

A handwritten signature in black ink that reads 'KPMG LLP'. The letters are stylized and cursive, with the 'L' and 'P' being particularly prominent.

Chartered Accountants
Prince George, Canada
May 23, 2006

**UNIVERSITY OF NORTHERN BRITISH COLUMBIA
STATEMENT OF FINANCIAL POSITION
AS AT MARCH 31, 2006**


(thousands of dollars)

	<u>2006</u>	<u>2005</u>
ASSETS		
CURRENT ASSETS		
Cash and temporary investments (Note 3)	\$ 24,618	\$ 21,546
Accounts receivable	8,603	2,946
Donations receivable (Note 4)	342	421
Inventory	1,071	1,017
Prepaid and deferred charges	1,023	739
	35,657	26,669
 DONATIONS RECEIVABLE - Long term portion (Note 4)	 2,187	 2,608
 INVESTMENTS AND RESTRICTED CASH (Note 5)	 37,101	 31,835
 SINKING FUND (Note 9)	 5,798	 5,168
 CAPITAL ASSETS (Note 6)	 198,632	 183,244
	\$ 279,375	\$ 249,524
 LIABILITIES & NET ASSETS		
CURRENT LIABILITIES		
Accounts payable and accrued liabilities	\$ 9,965	\$ 6,698
Unearned revenue	258	591
Construction holdback payable	1,169	49
Current portion of long-term debt (Note 9)	338	338
	11,730	7,676
 DEFERRED CONTRIBUTIONS (Note 8)	 11,128	 7,275
 LONG-TERM DEBT (Note 9)	 14,678	 14,678
 UNAMORTIZED DEBT PREMIUM	 34	 39
 UNAMORTIZED DEFERRED CAPITAL CONTRIBUTIONS (Note 10)	 157,709	 142,278
 NET ASSETS		
Endowments	35,455	32,313
Investment in capital assets (Note 11)	31,705	31,118
Appropriated for specific purposes (Note 12)	12,805	10,016
Unrestricted	4,131	4,131
	84,096	77,578
	\$ 279,375	\$ 249,524

Approved :



Dr. Donald Rix
Chair, Board of Governors



Dr. Charles J. Jago
President

**UNIVERSITY OF NORTHERN BRITISH COLUMBIA
STATEMENT OF CHANGES IN NET ASSETS
FOR THE YEAR ENDED MARCH 31, 2006**

(thousands of dollars)

	Endowments	Investment in Capital Assets	Appropriated for Specific Purposes (Note 12)	Unrestricted Net Assets	Totals	
					2006	2005
BALANCE, beginning of year	\$ 32,313	\$ 31,118	\$ 10,016	\$ 4,131	\$ 77,578	\$ 72,691
Excess (deficiency) of revenues over expenses (Note 11)		(2,499)		5,875	3,376	2,162
Net change in investment in capital assets (Note 11)		3,086		(3,086)	-	-
Net change in endowments (Note 13)	3,142			-	3,142	2,725
Contribution to (from) appropriated for specific purposes			2,789	(2,789)	-	-
BALANCE, end of year	\$ 35,455	\$ 31,705	\$ 12,805	\$ 4,131	\$ 84,096	\$ 77,578

**UNIVERSITY OF NORTHERN BRITISH COLUMBIA
STATEMENT OF OPERATIONS
FOR THE YEAR ENDED MARCH 31, 2006**

(thousands of dollars)

	<u>2006</u>	<u>2005</u>
REVENUE		
Government grants		
Provincial government	\$ 45,631	\$ 38,651
Federal government	3,479	2,514
Gifts, bequests and non-government grants	4,026	4,436
Investment income	4,109	1,934
Student fees	14,791	14,281
Sales and service	6,684	6,273
External cost recovery	55	95
Miscellaneous revenue	24	415
Amortization of deferred capital contributions	6,577	6,264
	<u>85,376</u>	<u>74,863</u>
EXPENSE		
Salaries and honoraria	40,224	35,084
Benefits	7,086	6,460
Travel and personnel costs	3,108	2,847
Operational supplies and expenses	7,557	5,018
Equipment and furnishings	821	1,021
Equipment and facilities rentals	346	291
Contract services	3,178	3,734
Professional services	579	310
Scholarships, fellowships and bursaries	1,712	1,663
Renovations, alterations and maintenance	1,873	1,691
Utilities	2,561	2,334
Cost of goods sold	2,509	2,242
Debt servicing - interest	1,370	1,333
Amortization	9,076	8,673
	<u>82,000</u>	<u>72,701</u>
Excess of revenue over expense	3,376	2,162
Decrease in internally restricted funds	(290)	2,063
Net change in investment in capital assets	<u>(3,086)</u>	<u>(4,425)</u>
Change in unrestricted net assets	-	(200)
Balance of unrestricted net assets, beginning of year	<u>4,131</u>	<u>4,331</u>
Balance of unrestricted net assets, end of year	<u>\$ 4,131</u>	<u>\$ 4,131</u>

**UNIVERSITY OF NORTHERN BRITISH COLUMBIA
STATEMENT OF CASH FLOWS
FOR THE YEAR ENDED MARCH 31, 2006**

(thousands of dollars)

	<u>2006</u>	<u>2005</u>
CASH PROVIDED FROM (USED IN) OPERATING ACTIVITIES		
Excess of revenue over expense	\$ 3,376	\$ 2,162
Items not affecting cash :		
Amortization of capital assets	9,076	8,673
Amortization of deferred capital contributions	(6,577)	(6,264)
Amortization of (premium) discount	(5)	(4)
Increase (decrease) in non-cash working capital	<u>(4,672)</u>	<u>(1,110)</u>
	<u>1,198</u>	<u>3,457</u>
CASH PROVIDED FROM (USED IN) INVESTING ACTIVITIES		
Purchase of capital assets, net	(21,654)	(16,817)
Increase in investments and restricted cash	(5,266)	(36)
Deferred contributions, net	3,853	(472)
Capital contributions	<u>22,008</u>	<u>13,162</u>
	<u>(1,059)</u>	<u>(4,163)</u>
CASH PROVIDED FROM (USED IN) FINANCING ACTIVITIES		
Endowment contributions	3,142	2,725
Donation receivable - long term portion	421	(2,508)
Cash restricted for repayment of long term debt	(292)	(284)
Sinking fund used for debt repayment	-	835
Sinking fund contributions	(338)	(554)
Repayment of capital borrowings	<u>-</u>	<u>(869)</u>
	<u>2,933</u>	<u>(655)</u>
NET INCREASE (DECREASE) IN CASH AND TEMPORARY INVESTMENTS	3,072	(1,361)
CASH AND TEMPORARY INVESTMENTS, beginning of year	<u>21,546</u>	<u>22,907</u>
CASH AND TEMPORARY INVESTMENTS, end of year	<u>\$ 24,618</u>	<u>\$ 21,546</u>
SUPPLEMENTAL DISCLOSURE:		
Interest paid during the year	<u>\$ 1,370</u>	<u>\$ 1,333</u>

**UNIVERSITY OF NORTHERN BRITISH COLUMBIA
NOTES TO THE FINANCIAL STATEMENTS
FOR THE YEAR ENDED MARCH 31, 2006**

(thousands of dollars)

Note 1 Authority and Purpose

The University of Northern British Columbia operates under the authority of the *University Act* of British Columbia. The University is dedicated to improving the quality of life in its region, and beyond, by attaining the highest standards of undergraduate and graduate teaching, learning, and research.

Under section 149(1)(h.1) of the *Income Tax Act*, the University is exempt from income taxes.

Note 2 Summary of Significant Accounting Policies and Reporting Practices

(a) General

The University of Northern British Columbia has prepared these financial statements in accordance with Canadian generally accepted accounting principles.

(b) Revenue recognition

The University follows the deferral method of accounting for contributions.

Externally restricted non-capital contributions are deferred and recognized as revenue in the period in which the related expenses are incurred. Externally restricted amounts must be used for the purposes designated by the external parties. Endowment contributions are recorded as direct increases in net assets.

Grants externally restricted for the acquisition of capital assets are recorded as deferred contributions until the amount is invested in capital assets. Once the amount is invested in a capital asset, it is transferred to unamortized deferred capital contributions. Unamortized deferred capital contributions are recorded as earned revenue over the useful life of the related assets.

Donations of materials and services that would have otherwise been purchased are recorded at their fair market value. Where fair market value cannot be determined, donations of materials and services are recorded at a nominal value.

(c) Capital Assets

Capital asset acquisitions are recorded at cost. Donations are recorded at their fair value. Amortization is recorded on a straight-line basis over the estimated useful life of the asset. Estimated useful lives are as follows:

Computers	3 years
Equipment and furnishings	8 years
Buildings and site services	50 years
Apartments	50 years
Library materials	10 years

Only capital purchases greater than one thousand dollars are capitalized.

(d) Temporary Investments

Temporary investments are recorded at cost plus interest earned or income attributed in the period.

(e) Inventories

Inventories of merchandise held for resale are recorded at the lower of cost and net realizable value.

**UNIVERSITY OF NORTHERN BRITISH COLUMBIA
NOTES TO THE FINANCIAL STATEMENTS
FOR THE YEAR ENDED MARCH 31, 2006**

(thousands of dollars)

Note 2 Summary of Significant Accounting Policies and Reporting Practices (cont'd.)

(f) Appropriations

The University has adopted a budget carry forward policy which allows budget centers to carry forward unexpended operating funds into the subsequent fiscal year. In addition, the University makes appropriations at the fiscal year end for other specific requirements. All such amounts are accounted for as appropriations of net assets for specific purposes.

(g) Capital Maintenance

Earnings, to a maximum of two percent, on endowment funds may be recorded directly as an increase in endowment net assets.

(h) Use of Estimates

The preparation of financial statements in conformity with Canadian generally accepted accounting principles requires management to make estimates and assumptions that affect the reported amounts of assets and liabilities and disclosure of contingent assets and liabilities at the date of the financial statements, and the reported amounts of revenues and expenses during the reporting period. Actual results could differ from those estimates.

Note 3 Cash and Temporary Investments

Investment Type	2006	2005
Cash	\$ 7,548	\$ 5,483
Term Deposits, GIC, T-bills	1,000	1,000
Bankers Acceptances	3,029	2,042
Commercial Paper	795	996
Municipal Financing Authority - bond fund	7,655	7,477
Municipal Financing Authority - money market fund	4,591	4,548
	\$ 24,618	\$ 21,546

Note 4 Donations Receivable

The University has received a commitment from Dr. Donald Rix, Duke Energy and Scotiabank to contribute \$3,650 in aggregate towards the equipment and construction costs of the Dr. Donald Rix Northern Health Sciences Centre and the funding of a chair pertaining to health research. Of this amount, \$500 was received during the current year and \$621 was received in prior years. Of the remaining balance, \$342 is expected to be received in the 2006/2007 fiscal year and \$2,187 is receivable after March 31, 2007.

**UNIVERSITY OF NORTHERN BRITISH COLUMBIA
NOTES TO THE FINANCIAL STATEMENTS
FOR THE YEAR ENDED MARCH 31, 2006**

(thousands of dollars)

Note 5 Investments and Restricted Cash

	2006	2005
Money Market	\$ 2,428	\$ 2,732
Bond	9,714	9,657
Equity	24,653	19,377
Restricted Cash	306	70
	\$ 37,101	\$ 31,835

Investments are recorded at acquisition cost. Gains or losses are recognized in the year of disposal and are included in income from investments. Included in investments and restricted cash is \$34,359 (2005 - \$29,611) restricted for endowment purposes. The market value of investments is \$39,499 (2005 - \$33,307). Investments are managed by Letko Brosseau & Associates Inc, and Gryphon Investment Counsel Inc.

Note 6 Capital Assets

	Cost	2006 Accumulated Amortization	Net Book Value	2005 Net Book Value
Equipment and furnishings	\$ 80,123	\$ 56,624	\$ 23,499	\$ 23,260
Building and site improvements	165,146	28,266	136,880	139,370
Apartments	15,120	3,175	11,945	12,248
Land	6,656	-	6,656	6,656
Construction in progress	19,652	-	19,652	1,710
	\$ 286,697	\$ 88,065	\$ 198,632	\$ 183,244

Note 7 Operating Line of Credit

The University has an available operating line of credit of \$2,000 of which it has drawn \$Nil (2005 - \$Nil) at March 31, 2006. The operating line bears interest at Bank of Montreal prime rate and is repayable on demand.

Note 8 Deferred Contributions

Deferred contributions represent unexpended contributions received for research purposes, capital acquisitions and other specific purposes. Changes in the deferred contributions balances are as follows:

	Sponsored Research	Specific Purpose	Capital	2006 Total	2005 Total
Balance, beginning of year	\$ 3,968	\$ 3,126	\$ 181	\$ 7,275	\$ 7,747
Add: contributions received during the year	15,155	6,017	1,606	22,778	13,405
Less: amounts spent during the year	(9,257)	(4,146)	(1,150)	(14,553)	(11,239)
Transfers to unamortized deferred capital contributions	(3,234)	(652)	(486)	(4,372)	(2,638)
Balance, end of year	\$ 6,632	\$ 4,345	\$ 151	\$ 11,128	\$ 7,275

**UNIVERSITY OF NORTHERN BRITISH COLUMBIA
NOTES TO THE FINANCIAL STATEMENTS
FOR THE YEAR ENDED MARCH 31, 2006**

(thousands of dollars)

Note 9 Long-Term Debt

	2006	2005
Province of British Columbia (Section 58 of the University Act) 6.0% to 9.63% due 2005 to 2020 inclusive	\$ 15,016	\$ 15,016
Less current portion of long-term debt	(338)	(338)
Total long term-debt	14,678	14,678
Less sinking fund	(5,798)	(5,168)
	\$ 8,880	\$ 9,510

Annual sinking fund payments on long-term debt in the amount of \$338 are due in 2007, \$338 is due in each of the years 2008 and 2009 and \$323 is due in 2010 and 2011.

The issuance of discounted debentures has resulted in a debt premium of \$34 (2005 - \$39 premium) which will be amortized over the terms of the debentures. For the current year, \$5 of the premium (2005 - \$4 of the premium) has been amortized.

Note 10 Unamortized Deferred Capital Contributions

Unamortized deferred capital contributions represent the unamortized amounts of donations and grants received for the purchase of capital assets. The amortization of capital contributions is recorded as revenue in the statement of operations.

	2006	2005
Balance, beginning of year	\$ 142,278	\$ 135,380
Add capital funding receipts:		
Provincial government	18,015	9,421
Federal government	3,241	1,749
Donations, grants and gifts in kind	752	1,992
	22,008	13,162
Less: amortization for the year	(6,577)	(6,264)
Balance, end of year	\$ 157,709	\$ 142,278

Note 11 Investment in Capital Assets

(a) Investment in capital assets is calculated as follows:

	2006	2005
Capital assets	\$ 198,632	\$ 183,244
Amounts financed by:		
Deferred capital contributions	(157,709)	(142,278)
Long-term debt	(9,218)	(9,848)
	(166,927)	(152,126)
Investment in capital assets	\$ 31,705	\$ 31,118

**UNIVERSITY OF NORTHERN BRITISH COLUMBIA
NOTES TO THE FINANCIAL STATEMENTS
FOR THE YEAR ENDED MARCH 31, 2006**

(thousands of dollars)

Note 11 Investment in Capital Assets (cont'd.)

(b) Change in net assets invested in capital assets is calculated as follows:

	2006	2005
Deficiency of revenues over expenses:		
Amortization of deferred contributions related to capital assets	\$ 6,577	\$ 6,264
Amortization of capital assets	(9,076)	(8,673)
	<u>\$ (2,499)</u>	<u>\$ (2,409)</u>
Acquisition and funding of capital assets:		
Purchase of capital assets, net	\$ 24,464	\$ 16,715
Amounts funded by deferred contributions	(22,008)	(13,162)
Cash restricted for repayment of long term debt	292	285
Repayment of long-term debt	338	589
	<u>\$ 3,086</u>	<u>\$ 4,427</u>
Net change in investment in capital assets	<u>\$ 587</u>	<u>\$ 2,018</u>

Note 12 Appropriated for Specific Purposes

Net assets appropriated for specific purposes represent funds approved by the Board of Governors for the following:

	2006	2005
General Operating:		
Departmental carryforwards	\$ 1,638	\$ 2,236
Minor capital projects, equipment purchases and special projects	1,563	1,354
Professional development and internal research funds	1,945	1,582
Total General Operating	<u>5,146</u>	<u>5,172</u>
Ancillary Services	477	448
Capital	2,634	1,772
Specific Purpose	4,548	2,624
	<u>\$ 12,805</u>	<u>\$10,016</u>

General Operating appropriations are comprised of departmental amounts calculated under a policy which allows them to carry forward unspent amounts to future periods. It also includes allocations for one time projects, minor capital projects and new equipment purchases and funds set aside for individuals covered under various employment handbooks for professional development and research.

Ancillary Services represents accumulated funds held for the ongoing operations of ancillaries such as the Bookstore, Conference Services and Vending.

Capital represents funds held for specific capital projects and the Capital Equipment Replacement Reserve.

Specific Purpose are funds that are restricted internally for specific activities and use, such as conference fees, library fines and reserves.

**UNIVERSITY OF NORTHERN BRITISH COLUMBIA
NOTES TO THE FINANCIAL STATEMENTS
FOR THE YEAR ENDED MARCH 31, 2006**

(thousands of dollars)

Note 13 Net Change in Endowments

Net change in endowments is calculated as follows:

	2006	2005
Contributions	\$ 2,469	\$ 2,167
Capital maintenance	673	558
	\$ 3,142	\$ 2,725

Note 14 Pension Plan

The University has a defined contribution pension plan covering all permanent employees of the University. The pension plan is a separate legal entity with its own Board of Trustees. Sun Life of Canada was appointed to provide custodial services for plan members. Investment management services are provided by several fund managers including Phillips, Hager & North Investment Management Ltd., Sun Life Assurance, Beutal Goodman, Barclays Global Investors, McLean Budden and CI Funds. Plan members individually select their investment vehicles from those available which include bond, balanced, money market, equity and global funds, and guaranteed term deposits (1, 3, and 5 year).

The University expenses the contribution amounts made to the plan in each year.

Note 15 Endowments Held at the Vancouver Foundation

The Vancouver Foundation holds endowment funds for the benefit of the University. These funds total \$1,528 (2005 - \$1,489). During the year income from these funds of \$32 (2005 - \$31) was paid to the University for specific purposes. The funds managed by the Vancouver Foundation are not under the University's control or ownership.

Note 16 Gifts in kind

Gifts in kind in the amount of \$669 were received and recorded during the year.

Note 17 Financial Instruments

The University's financial instruments consist of cash and temporary investments, accounts receivable, investments and restricted cash, sinking fund, accounts payable and accrued liabilities, unearned revenue and long-term debt. Unless otherwise noted, it is management's opinion that there are no significant currency, credit or interest rate risks arising from these financial instruments.

The fair value of cash and temporary investments, accounts receivable, accounts payable and accrued liabilities and unearned revenue approximates their carrying values because of the short-term nature of these instruments. The fair value of investments and restricted cash is disclosed in note 4. Borrowings are denominated in Canadian dollars only and are at fixed rates of interest.

Note 18 Trust funds

At March 31, 2006 the University held funds in trust on behalf of the Northern Medical Program Trust amounting to approximately \$1,754 (market value \$1,931) which are not included in these financial statements.

UNIVERSITY OF NORTHERN BRITISH COLUMBIA
DETAILED SCHEDULE OF OPERATIONS
FOR THE YEAR ENDED MARCH 31, 2006
(Unaudited)

(thousands of dollars)

	General Operating		Ancillary		Capital		Specific Purpose & Expendable Funds		Sponsored Research		Totals	
	2006	2005	2006	2005	2006	2005	2006	2005	2006	2005	2006	2005
REVENUE												
Government grants												
Provincial government	\$ 40,639	\$ 34,941	\$ -	\$ -	\$ 99	\$ 47	\$ 205	\$ 106	\$ 4,688	\$ 3,557	\$ 45,631	\$ 38,651
Federal government	690	737	-	-	-	-	14	64	2,775	1,713	3,479	2,514
Gifts, bequests and non - gov't grants	1,878	2,525	15	20	-	-	356	383	1,777	1,508	4,026	4,436
Investment income	509	433	9	9	343	331	3,248	1,161	-	-	4,109	1,934
Student fees	13,640	13,161	1,143	1,113	-	-	8	7	-	-	14,791	14,281
Sales and service	331	159	6,128	5,939	-	-	90	50	135	125	6,684	6,273
External cost recovery	4	2	-	-	-	-	-	11	51	82	55	95
Miscellaneous revenue	24	179	-	24	-	-	-	184	-	28	24	415
Amortization of deferred capital contributions	-	-	-	-	6,577	6,264	-	-	-	-	6,577	6,264
	<u>57,715</u>	<u>52,137</u>	<u>7,295</u>	<u>7,105</u>	<u>7,019</u>	<u>6,642</u>	<u>3,921</u>	<u>1,966</u>	<u>9,426</u>	<u>7,013</u>	<u>85,376</u>	<u>74,863</u>
EXPENSES												
Salaries and honoraria	35,095	30,605	1,259	1,223	-	-	201	153	3,669	3,103	40,224	35,084
Benefits	6,374	5,815	325	316	-	-	36	37	351	292	7,086	6,460
Travel and personnel costs	2,206	1,957	99	47	16	-	53	123	734	720	3,108	2,847
Operational supplies and expenses	3,411	2,954	715	799	236	274	362	262	2,833	729	7,557	5,018
Equipment and furnishings	349	421	29	26	128	397	3	14	312	163	821	1,021
Equipment and facilities rentals	190	163	61	45	-	-	-	1	95	82	346	291
Contract services	1,729	1,279	504	519	2	155	122	47	821	1,734	3,178	3,734
Professional services	567	310	-	-	1	-	-	-	11	-	579	310
Scholarships, fellowships and bursaries	456	335	-	-	-	-	1,247	1,327	9	1	1,712	1,663
Renovations, alterations and campus maintenance	1,556	1,490	218	178	16	-	-	2	83	21	1,873	1,691
Utilities	2,119	2,051	368	245	20	1	-	1	54	36	2,561	2,334
Cost of goods sold	-	2	2,508	2,236	-	4	1	-	-	-	2,509	2,242
Debt servicing - interest	4	3	1,366	1,330	-	-	-	-	-	-	1,370	1,333
Internal cost recoveries	220	384	(415)	(384)	-	-	(61)	-	256	-	-	-
Amortization	-	-	-	-	9,076	8,673	-	-	-	-	9,076	8,673
	<u>54,276</u>	<u>47,769</u>	<u>7,037</u>	<u>6,580</u>	<u>9,495</u>	<u>9,504</u>	<u>1,964</u>	<u>1,967</u>	<u>9,228</u>	<u>6,881</u>	<u>82,000</u>	<u>72,701</u>
Excess (deficiency) of revenue over expenses	3,439	4,368	258	525	(2,476)	(2,862)	1,957	(1)	198	132	3,376	2,162
Decrease (increase) in internally restricted funds	1,039	(899)	(31)	(21)	612	2,749	(1,752)	505	(158)	(271)	(290)	2,063
Interfund transfers	(3,864)	(3,099)	230	166	3,700	3,122	(101)	(365)	35	176	-	-
Investment in capital assets	(614)	(570)	(457)	(670)	(1,836)	(3,009)	(104)	(139)	(75)	(37)	(3,086)	(4,425)
Change in unrestricted net assets	-	(200)	-	-	-	-	-	-	-	-	-	(200)
Balance of unrestricted net assets, beginning of year	4,131	4,331	-	-	-	-	-	-	-	-	4,131	4,331
Balance of unrestricted net assets, end of year	<u>\$ 4,131</u>	<u>\$ 4,131</u>	<u>\$ -</u>	<u>\$ -</u>	<u>\$ -</u>	<u>\$ -</u>	<u>\$ -</u>	<u>\$ -</u>	<u>\$ -</u>	<u>\$ -</u>	<u>\$ 4,131</u>	<u>\$ 4,131</u>

UNIVERSITY OF NORTHERN BRITISH COLUMBIA
SCHEDULE OF GENERAL OPERATING EXPENSE BY FUNCTION
FOR THE YEAR ENDED MARCH 31, 2006

(Unaudited)

(thousands of dollars)

	<u>Academic Faculties</u>	<u>Academic Services</u>	<u>Administration</u>	<u>Governance</u>	<u>Executive Offices</u>	<u>Total 2006</u>	<u>Total 2005</u>
EXPENDITURES							
Salaries and Benefits	\$ 23,865	\$ 8,245	\$ 7,868	\$ 205	\$ 1,286	\$ 41,469	\$ 36,420
Travel and personnel costs	876	868	374	16	72	2,206	1,957
Operational supplies and expenses	831	1,168	1,094	39	279	3,411	2,954
Equipment and furnishings	153	116	67	6	7	349	421
Equipment and facilities rental	21	10	159	-	-	190	163
Contract services	794	426	503	1	5	1,729	1,279
Professional services	25	9	530	-	3	567	310
Scholarships, fellowship and bursaries	3	3	450	-	-	456	335
Renovations, alterations, and campus mainten.	9	19	1,525	-	3	1,556	1,490
Utilities	130	151	1,817	17	4	2,119	2,051
Cost of goods sold	-	-	-	-	-	-	2
Internal cost recoveries	54	75	71	3	18	220	384
Interest	-	2	2	-	-	4	3
Total Expenses	\$ 26,761	\$ 11,092	\$ 14,460	\$ 287	\$ 1,677	\$ 54,276	\$ 47,769