



ITA Performance Measurement Report

Updated to July 31, 2018



Service Plan Performance Indicators – July 31, 2018

Measure	2015/16 Results	2016/17 Results	2017/18 Results	2018/19 Service Plan Target	2018/19 YTD Results
Goal 1: Make Apprentices More Successful					
Number of Credentials Issued ⁽¹⁾ - Certificates of Qualification	7,640	7,756	7,240	8,752	2,873
Youth Program Participants ⁽²⁾	n/a	4,795	5,303	5,500	Reported July 2019
Reporting Apprenticeships ⁽³⁾	37,895	36,978	37,703	37,525	37,466
- Indigenous Peoples	2,127	2,296	2,570	2,493	2,581
- Women ⁽⁴⁾	3,919	3,595	3,527	3,675	3,401
Goal 2: Enable More Employers to Provide an Excellent Apprenticeship Experience					
Total Registered Sponsors ⁽⁵⁾	10,298	10,406	10,666	11,000	10,579
Value Employer Sponsors Place on Credential ⁽⁶⁾	78	80	80	80	Reported March 2019
Goal 3: Collaborate with Training Partners to Ensure the Best Training Experience for Apprentices					
Satisfaction with ITA Credentials ⁽⁶⁾					
- Employers & Sponsors	80%	80%	78%	80%	Reported March 2019
- Credential Holders	83%	83%	84%	86%	Reported March 2019
Goal 4: Deliver Innovation for Effective Apprenticeships					
Develop Performance Measures For Innovation and Technology	n/a	n/a	n/a	Performance Measure Identified for 2019/20	Reported March 2019



Measure	2015/16 Results	2016/17 Results	2017/18 Results	2018/19 Service Plan Target	2018/19 YTD Results
Miscellaneous Measures					
ITA Funded Foundation Program Registrations ⁽⁷⁾	5,157	5,302	4,415	-	Reported March 2019
Continuation from Foundation to Apprenticeship ⁽⁸⁾	53%	47%	45%	-	48%
Capacity Utilization ⁽⁹⁾	91.3%	92.0%	89.0%	-	Reported March 2019
Apprenticeship Completion Rate (Cohort 2012/13) ⁽¹⁰⁾	40%	44%	45%	-	42%
Apprenticeship training spaces purchased	20,287	20,133	20,829	-	20,738

Notes:

(1) ITA will develop a performance management and reporting framework in 2018/19. While new measures are being developed as part of the framework, this performance measure will be based on certificates of qualification, consistent with the methodology used in the February 2017 Service Plan.

(2) Youth Program Participants is a count of all students who registered in any youth trades program in this school year. If a student registers in two programs in one year (e.g. TRAIN and WORK), they are only counted once.

(3) Data Source: ITA Direct Access information system.

(4) Administrative changes to the Hairstylist program in 2016 have resulted in new registrations now counting as foundation registrations rather than apprenticeship, resulting in a reduction of approximately 200 women reporting apprenticeships.

(5) ITA will develop a performance management and reporting framework in 2018/19. While new measures are being developed as part of the framework, this performance measure will be based on Total Registered Sponsors, consistent with the methodology used in the February 2017 Service Plan.

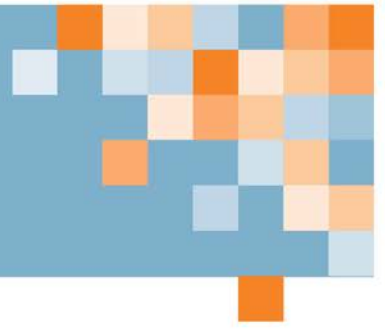
(6) Data Source: Since 2012/13 Sentis Market Research has been commissioned by ITA to conduct the survey for this performance measure (formerly called Sponsor Value Index). Data is collected by combined telephone and online surveys. Industry best practices and quality assurance methods are employed throughout the process. Survey analysis includes a margin of error in which the targets must fall.

(7) The number of Foundation Program students attending a course funded by ITA, excluding Youth Train in Trades students identified as attending post-secondary Foundation Programs.

(8) This measures the percentage of individuals who successfully complete a Foundation program and become an apprentice registered with the ITA 12 months from their Foundation credential achievement date. This includes results for ITA youth program participants from the Youth Train in Trades and Youth Work in Trades programs.

(9) A weighted average of both apprenticeship and foundation program post-secondary seat utilization, reflecting percent of ITA-funded seats filled by registered participants.

(10) Completion rate is a measure of the number of apprentices who have completed their program and obtained their Certificate of Qualification within 6 years of registration. The completion rate is calculated quarterly and then reported on a cumulative basis throughout the year.



New Apprenticeship Registrations ⁽¹⁾

	Year to Date Total
Fiscal 2015/16 *	13,240
Fiscal 2016/17 *	12,893
Fiscal 2017/18 *	13,160
Fiscal 2018/19 *	4,454

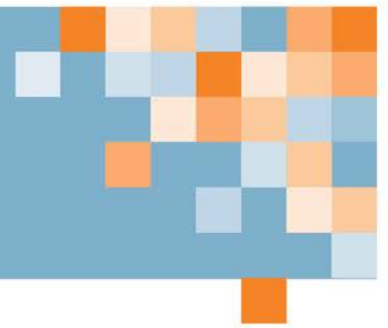
Credentials Awarded

Year-to-Date	Certificate of Qualification		Certificate of Completion	Total
	Completed Industry Training Program	Challengers	Foundation ⁽²⁾	
Fiscal * 2015/16 as of March 31, 2016	6,058	1,582	6,628	14,268
Fiscal * 2016/17 as of March 31, 2017	6,217	1,539	6,668	14,424
Fiscal * 2017/18 as of March 31, 2018	6,007	1,233	5,980	13,220
Fiscal * 2018/19 as of July 31, 2018	2,406	467	2,370	5,243

* APRIL 1 – MARCH 31

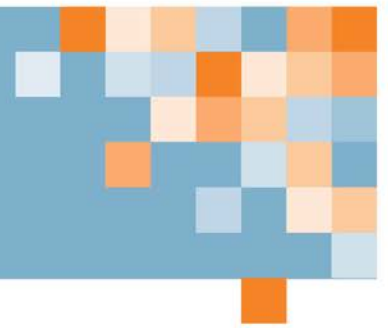
(1) ITA program revisions to Welder C (January 2014) and Hairstylist (April 2016), now categorize registrations as Foundation participants. ITA has improved its methodology (September 2015) to track youth participating in trades training programs and as a result, participants in the Youth Train in Trades (formerly ACE IT) program are no longer included in the Apprentice registrations count.

(2) Successful completers of Foundation Programs, from all designated Foundation Program providers, are issued a Certificate of Completion and receive credit towards an apprenticeship.




Reporting Apprenticeship Registrations by Industry Training Program As of July 31, 2018

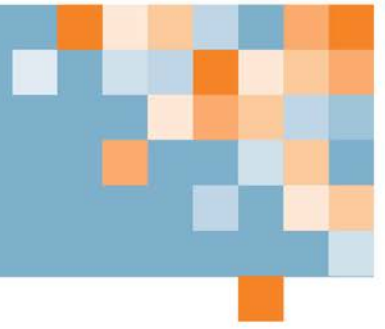
Industry Training Program	Number of Active Apprenticeships	Number of Active Youth Work in Trades Apprenticeships ¹
Aircraft Maintenance Technician	138	3
Aircraft Structural Technician	37	-
Appliance Service Technician	58	1
Arborist Technician	28	1
Architectural Sheet Metal Worker	217	3
Asphalt Paving/Laydown Technician	33	-
Automotive Glass Technician	189	4
Automotive Painter (Automotive Refinishing Technician)	42	-
Automotive Refinishing Prep Technician	171	14
Automotive Service Technician	2,419	183
Baker	190	14
Boilermaker (Construction Boilermaker)	100	-
Bricklayer (Mason)	115	14
Cabinetmaker (Joiner)	325	31
Carpenter	5,318	395
Climbing Arborist	8	-
Concrete Finisher (Cement Mason)	86	2
Construction Craft Worker (Labourer)	261	-
Construction Electrician	7,523	319
Cook	6	-
Dairy Production Technician	121	115
Diesel Engine Mechanic	74	2
Domestic/Commercial Gasfitter (Class B)	366	10
Drywall Finisher	80	7
Electric Motor System Technician (Winder Electrician)	29	-



Industry Training Program	Number of Active Apprenticeships	Number of Active Youth Work in Trades Apprenticeships ¹
Embalmer	2	-
Embalmer and Funeral Director	51	-
Floor Covering Installer	58	4
Funeral Director	14	-
Gasfitter (Class A)	27	-
Glazier	297	3
Hairstylist	529	135
Heavy Duty Equipment Technician	1,461	107
Heavy Equipment Operator	141	26
Inboard/Outboard Mechanic	10	-
Industrial Electrician	275	5
Industrial Mechanic (Millwright)	1,249	43
Instrumentation and Control Technician (Industrial Instrument Mechanic)	206	1
Insulator (Heat and Frost) (Heat & Frost Insulator)	232	2
Ironworker (Generalist)	165	4
Ironworker (Reinforcing)	48	3
Landscape Horticulturist	280	16
Lather (Interior Systems Mechanic) (Wall & Ceiling Installer)	220	4
Locksmith	16	1
Machinist	301	35
Marine Engine Mechanic	1	-
Marine Mechanical Technician	51	4
Marine Service Technician	81	4
Meatcutter	121	28
Metal Fabricator (Fitter)	451	37
Mobile Crane Operator	124	-
Mobile Crane Operator - Hydraulic 80 tonnes and under	17	-
Mobile Crane Operator - Lattice Boom Friction Crane	15	-



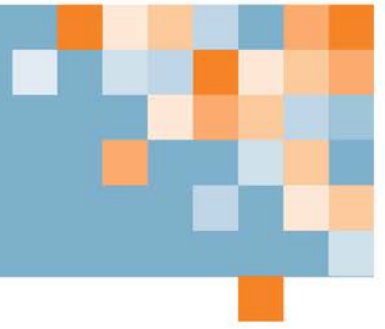
Industry Training Program	Number of Active Apprenticeships	Number of Active Youth Work in Trades Apprenticeships ¹
Motor Vehicle Body Repairer (Metal & Paint) - Automotive Collision Repair Technician	429	39
Motorcycle Mechanic	103	9
Painter And Decorator	404	11
Parts and Warehousing Person 1	109	17
Partsperson	43	-
Piledriver And Bridgeworker	67	1
Plumber	3,537	146
Power Line Technician	187	1
Production Horticulturist	81	65
Professional Cook	2,323	341
Railway Car Technician	99	-
Recreation Vehicle Service Technician	78	3
Refrigeration and Air Conditioning Mechanic (Refrigeration Mechanic)	1,102	31
Residential Building Maintenance Worker	13	-
Residential Steep Roofer	12	-
Rig Technician	155	-
Rofer (Roofer, Damp and Waterproof)	537	45
Saw Filer	121	-
Security Systems Technician	104	1
Sheet Metal Worker	795	30
Sprinkler System Installer	356	6
Steamfitter-Pipefitter	519	5
Tilesetter	20	1
Tool and Die Maker	1	-
Tower Crane Operator	46	-
Transport Trailer Technician	33	3
Truck and Transport Mechanic	779	42



Industry Training Program	Number of Active Apprenticeships	Number of Active Youth Work in Trades Apprenticeships ¹
Utility Arborist	139	8
Water Well Driller	3	2
Welder	894	111
Grand Total	37,466	2,498

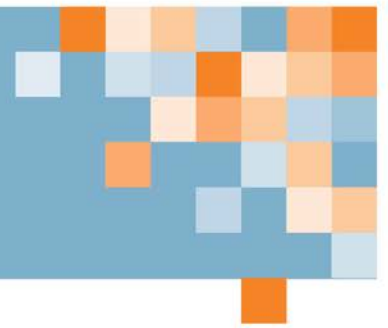
Note:

1. In August 2015, ITA has improved its methodology to track youth participating in trades training programs and as a result, future participants in the Youth Train in Trades (formerly ACE IT) program will no longer register as youth apprenticeships. Youth Train in Trades apprenticeships will be phased out and the Number of Active Youth Apprenticeships will continue to represent Youth Work in Trades (formerly SSA) apprenticeships.

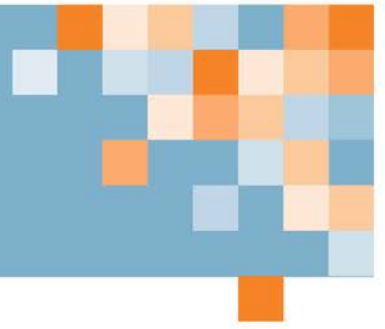


New Apprenticeship Registrations by Industry Training Program
Fiscal* 2018/19 – Registered July, 2018

Industry Training Program	Number of New Apprenticeships
Aircraft Maintenance Technician	9
Appliance Service Technician	2
Architectural Sheet Metal Worker	3
Automotive Glass Technician	3
Automotive Painter (Automotive Refinishing Technician)	1
Automotive Refinishing Prep Technician	10
Automotive Service Technician	64
Baker	5
Bricklayer (Mason)	4
Cabinetmaker (Joiner)	6
Carpenter	135
Climbing Arborist	3
Construction Craft Worker	8
Construction Electrician	124
Cook	2
Dairy Production Technician	1
Diesel Engine Mechanic	4
Domestic/Commercial Gasfitter (Class B)	13
Electric Motor System Technician (Winder Electrician)	1
Glazier	2
Hairstylist	25
Heavy Duty Equipment Technician	52
Heavy Equipment Operator	13
Inboard/Outboard Mechanic	1



Industry Training Program	Number of New Apprenticeships
Industrial Electrician	8
Industrial Mechanic (Millwright)	36
Instrumentation and Control Technician (Industrial Instrument Mechanic)	3
Insulator (Heat and Frost) (Heat & Frost Insulator)	7
Ironworker (Generalist)	3
Landscape Horticulturist	12
Lather (Interior Systems Mechanic) (Wall & Ceiling Installer)	10
Machinist	12
Marine Mechanical Technician	2
Marine Service Technician	4
Meatcutter	5
Metal Fabricator (Fitter)	11
Mobile Crane Operator	5
Motor Vehicle Body Repairer (Metal & Paint) - Automotive Collision Repair Technician	14
Motorcycle Mechanic	10
Painter And Decorator	13
Parts and Warehousing Person 1	6
Partsperson	6
Piledriver And Bridgeworker	1
Plumber	74
Production Horticulturist	1
Professional Cook	57
Recreation Vehicle Service Technician	5
Refrigeration and Air Conditioning Mechanic (Refrigeration Mechanic)	27
Rig Technician	2
Roofer (Roofer, Damp and Waterproofer)	18
Saw Filer	1
Security Systems Technician	2



Industry Training Program	Number of New Apprenticeships
Sheet Metal Worker	20
Sprinkler System Installer	11
Steamfitter-Pipefitter	15
Tilesetter	1
Transport Trailer Technician	2
Truck and Transport Mechanic	14
Utility Arborist	2
Welder	36
Grand Total	947

* April 1 – March 31